

UltraTEC™ UTX Series Thermoelectric Cooler

The UTX15-24-F2-5252-TA-RT-W8 is a high-performance thermoelectric cooler that is assembled with advanced thermoelectric materials and can boost cooling capacity by up to 10%. The UltraTEC UTX Series features a higher thermal insulating barrier when compared to standard materials creating a maximum temperature differential (ΔT) of 71.7 °C at $Q_c = 0$. It has a maximum Q_c of 251.2 Watts when $\Delta T = 0$.

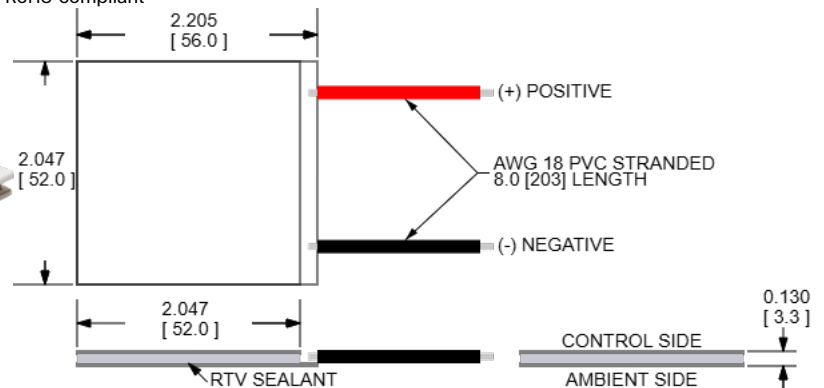


Features

- High heat pump density
- Precise temperature control
- Reliable solid-state operation
- No sound or vibration
- DC operation
- RoHS-compliant

Applications

- Spot Cooling for Industrial Lasers & Optics
- Thermoelectric Cooling for Projection Lasers



CERAMIC MATERIAL: Al_2O_3

SOLDER CONSTRUCTION: 138°C, BiSn

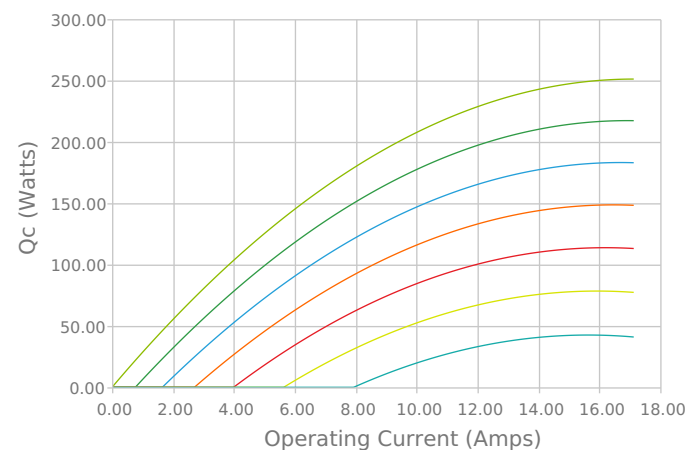
INCHES [MM]

Note: Allow 0.020 in [0.5 mm] around perimeter of the thermoelectric cooler and lead wire attachment to accommodate sealant

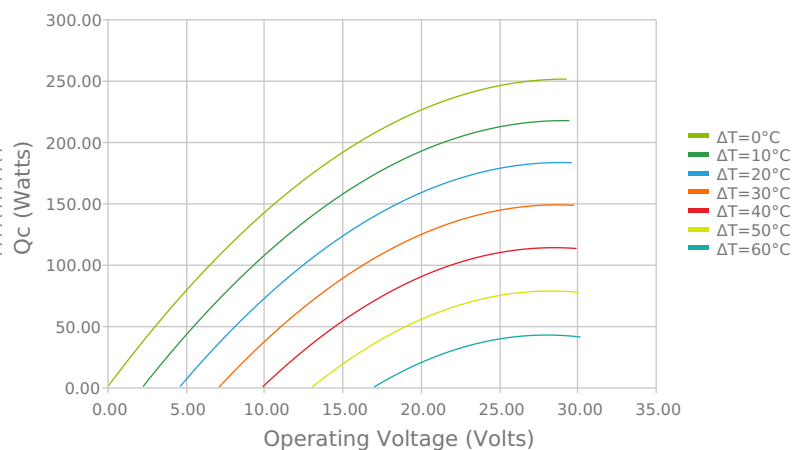
Electrical and Thermal Performance

For maximum performance, be sure to orient the CONTROL side of the TEC against the application to be managed and the AMBIENT side against the heat sink or other heat rejection method. The CONTROL side is always opposite the side with lead attachments. Lead attachment is a passive heat loss and less impactful if located on the side that attaches to the heat exchanger.

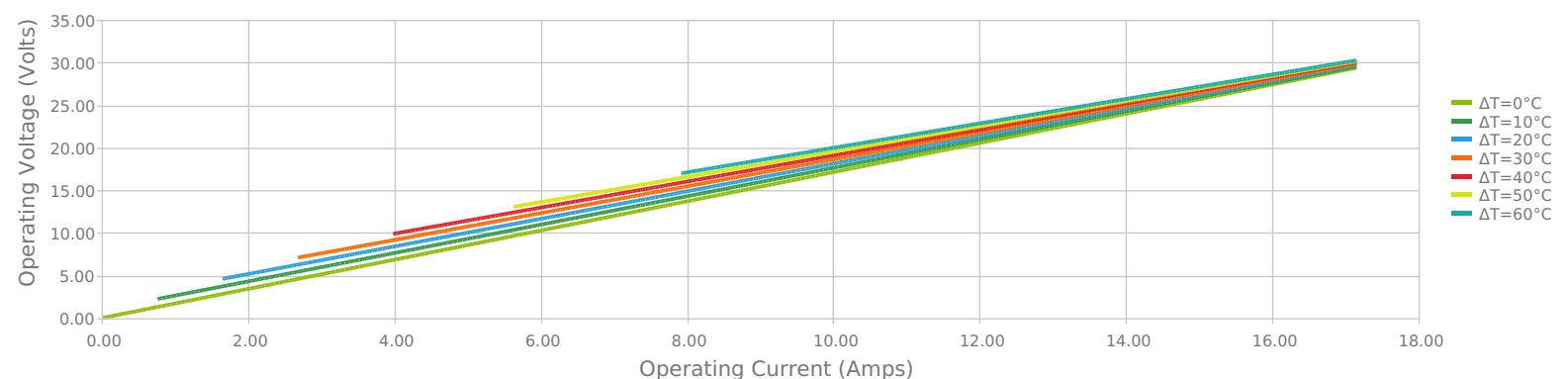
Heat Pumped at Cold Side
 $T_{hot} = 27\text{ °C}$



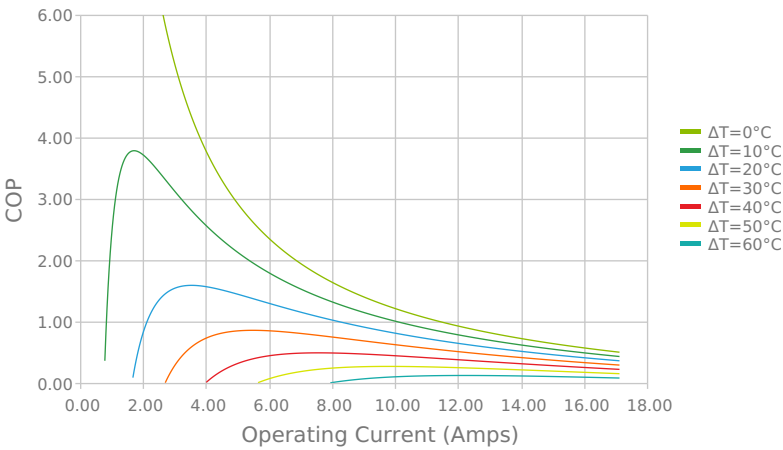
Heat Pumped at Cold Side
 $T_{hot} = 27\text{ °C}$



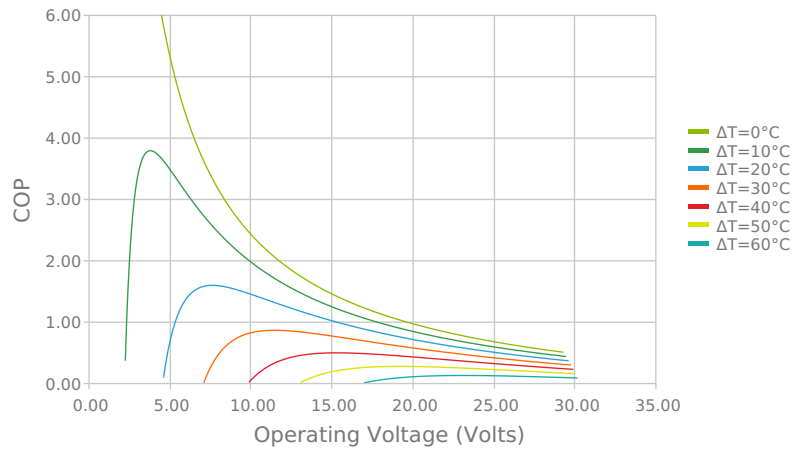
Current vs Voltage (I vs V)
 $T_{hot} = 27\text{ °C}$



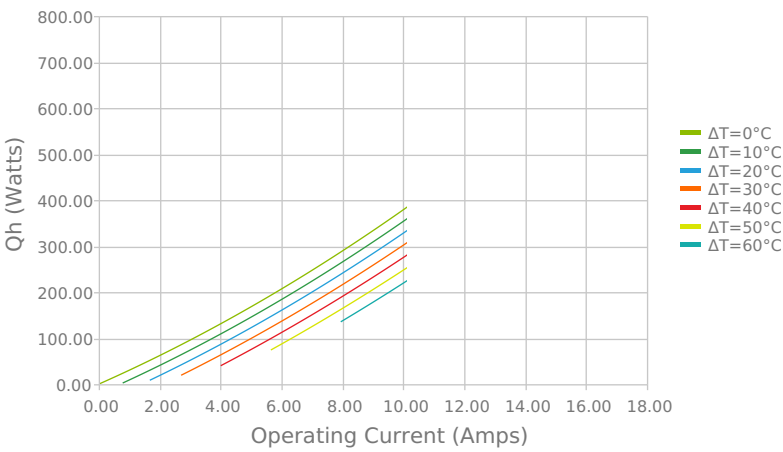
Coefficient of Performance (COP = Q_c/P_{in})
 $T_{hot} = 27\text{ }^{\circ}\text{C}$



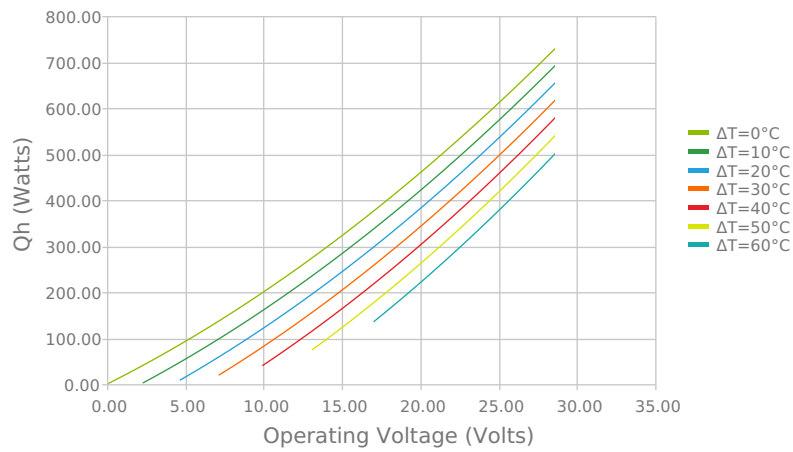
Coefficient of Performance (COP = Q_c/P_{in})
 $T_{hot} = 27\text{ }^{\circ}\text{C}$



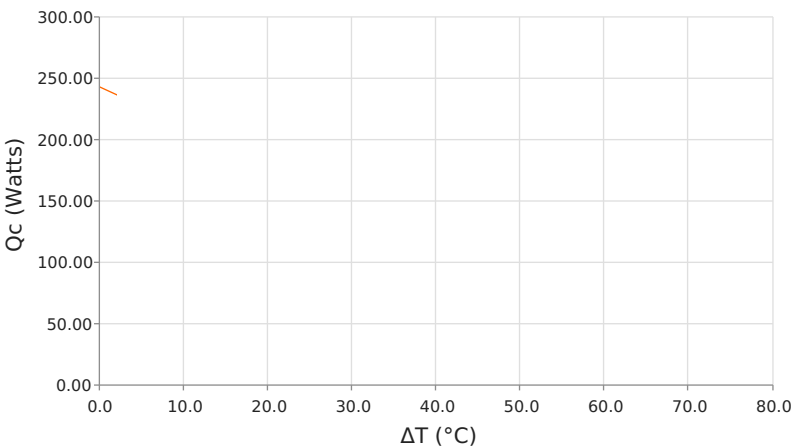
Total Heat Dissipated at Hot Side ($Q_h = Q_c + P_{in}$)
 $T_{hot} = 27\text{ }^{\circ}\text{C}$



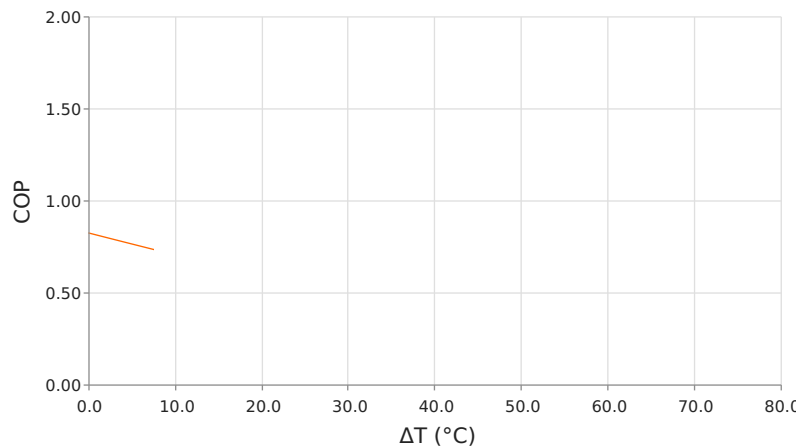
Total Heat Dissipated at Hot Side ($Q_h = Q_c + P_{in}$)
 $T_{hot} = 27\text{ }^{\circ}\text{C}$



Heat Pumped at Cold Side (Q_c)
 $T_{hot} = 35\text{ }^{\circ}\text{C}$ | operating = 12.9 Amps



Coefficient of Performance (COP = Q_c/P_{in})
 $T_{hot} = 35\text{ }^{\circ}\text{C}$ | operating = 12.9 Amps



Specifications

Hot Side Temperature	27.0 °C	35.0 °C	50.0 °C
Qcmax (ΔT = 0)	251.2 Watts	258.2 Watts	270.3 Watts
ΔTmax (Qc = 0)	71.7°C	74.8°C	80.4°C
Imax (I @ ΔTmax)	15.3 Amps	15.2 Amps	14.9 Amps
Vmax (V @ ΔTmax)	27.8 Volts	28.8 Volts	30.8 Volts
Module Resistance	1.71 Ohms	1.79 Ohms	1.93 Ohms
Max Operating Temperature	80 °C		
Weight	47.0 gram(s)		

Finishing Options

Suffix	Thickness	Flatness / Parallelism	Hot Face	Cold Face	Lead Length
TA	3.300 ±0.025 mm 0.130 ± 0.0010 in	0.025 mm / 0.025 mm 0.001 in / 0.001 in	Lapped	Lapped	152.4 mm 6.00 in

Sealing Options

Suffix	Sealant	Color	Temp Range	Description
RT	RTV	Translucent or White	-60 to 204°C	Non-corrosive, silicone adhesive

Notes

Max operating temperature: 80°C
Do not exceed Imax or Vmax when operating module
Reference assembly guidelines for recommended installation
Recommended to be used with a liquid heat exchanger on the hot side

Any information furnished by Tark Thermal Solutions and its agents, whether in specifications, data sheets, product catalogues or otherwise, is believed to be (but is not warranted as being) accurate and reliable, is provided for information only and does not form part of any contract with Tark Thermal Solutions. All specifications are subject to change without notice. Tark Thermal Solutions assumes no responsibility and disclaims all liability for losses or damages resulting from use of or reliance on this information. All Tark products are sold subject to the Tark Thermal Solutions Terms and Conditions of sale (including Tark’s limited warranty) in effect from time to time, a copy of which will be furnished upon request.

© Copyright 2025 Tark Thermal Solutions, Inc. All rights reserved.

UltraTEC™ is a trademark of Tark Thermal Solutions, Inc. All other marks are owned by their respective owners.

Revision: 00 Date: 06-01-2022

Print Date: 05-16-2025